

Scaled data based on original data using  
LM-79-08 Approved Method: Electrical and Photometric Measurements of Solid-  
State Lighting Products

Test Report Prepared for  
Cooper Lighting Solutions  
(formerly Eaton)

Brand: STREETWORKS

Report Number: P452155

Luminaire Tested: **GLAN-SA3A-750-U-T3**

Issue Date: 1/4/2021

**Test Information**

Test Method: LM-79-08  
Report Number: P452155  
TEST IS SCALED FROM IESNA LM-79-08 TEST DATA (G3-2011-042-12)  
Test Lab: INNOVATION CENTER  
Issue Date: 1/4/2021  
Manufacturer: COOPER LIGHTING SOLUTIONS (FORMERLY EATON)  
Product Line: STREETWORKS  
Catalog Number: GLAN-SA3A-750-U-T3  
Description: GALLEON AREA AND ROADWAY LUMINAIRE  
(3) 70 CRI, 5000K, 615mA LIGHTSQUARES WITH 16 LEDS EACH AND TYPE III OPTICS  
Light Source: -  
Ballast/Driver: ELECTRONIC DRIVER

**Summary**

Lumens per Lamp: N/A  
Luminaire Lumens: 13538 lumens  
Efficiency: N/A  
Efficacy: 145.6 lumens/watt  
Luminous Opening: Rectangular (W 1' x L: 1' x H: 0')  
IES Classification: Type III - Short  
BUG Rating: B2 - U0 - G2

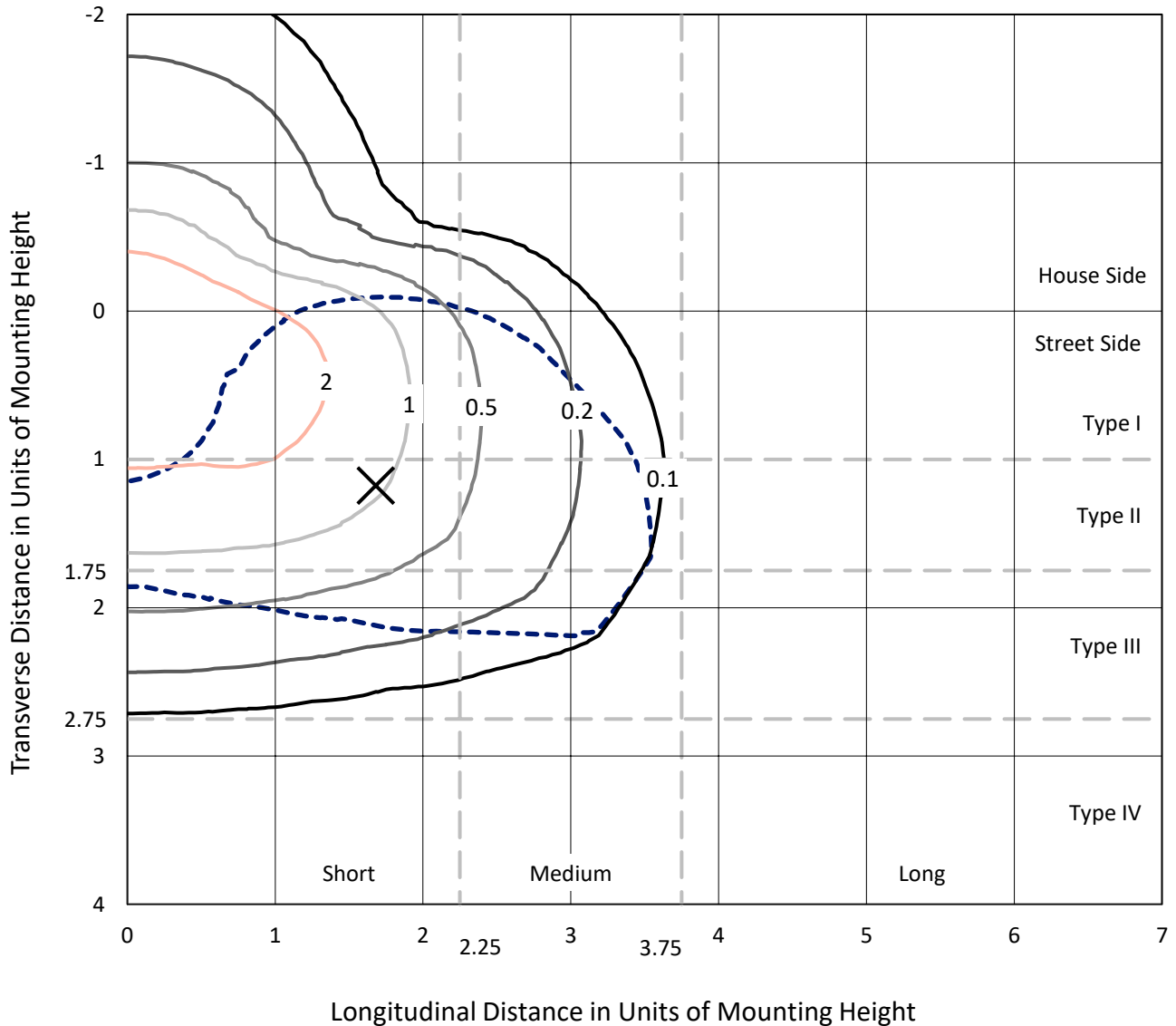
Input Watts (W): 93  
Input Voltage (V): NR  
Input Current (Ain): NR  
Voltage Rise (V): NR  
Power Factor: NR  
Total Harmonic Distortion (THDi): NR  
Frequency (hertz): 60  
Stabilization Time: NR  
Operation Time: NR  
Ambient Temperature (°C): NR  
Test Distance: 24 FT



REPORT NUMBER: P452155  
 CATALOG NUMBER: GLAN-SA3A-750-U-T3

### Iso-Footcandle Lines of Horizontal Illumination

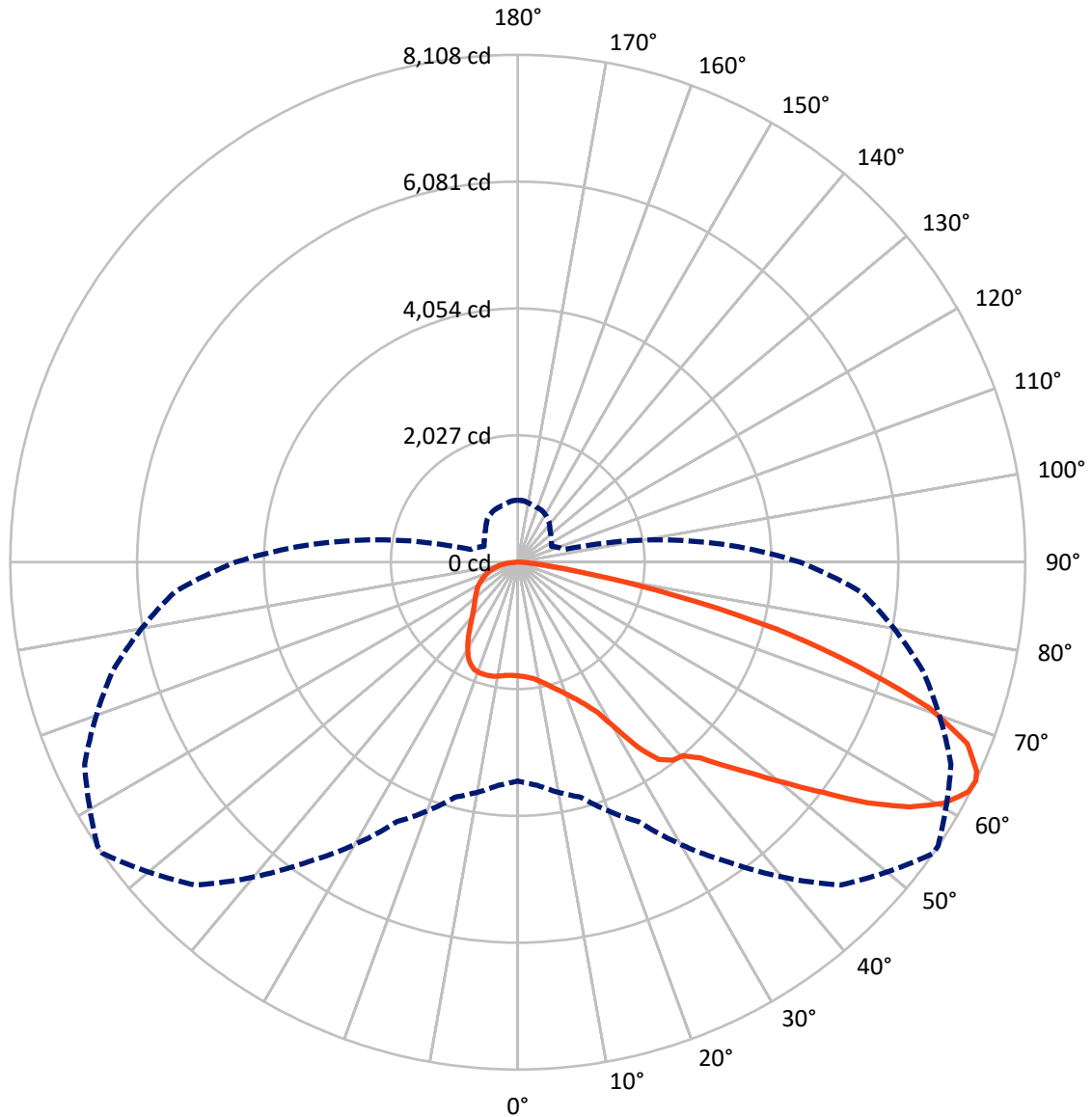
✕ Max cd  
 - - - 1/2 Max cd



Based on 25 foot mounting height. Maximum calculated value = 3.3 fc  
 Type III - Short - N/A

REPORT NUMBER: P452155  
CATALOG NUMBER: GLAN-SA3A-750-U-T3

### Luminous Intensity Polar Plot



— Vertical Plane Through 55-Deg Lateral    - - - Horizontal Cone Through 64-Deg Vertical



REPORT NUMBER: P452155  
 CATALOG NUMBER: GLAN-SA3A-750-U-T3

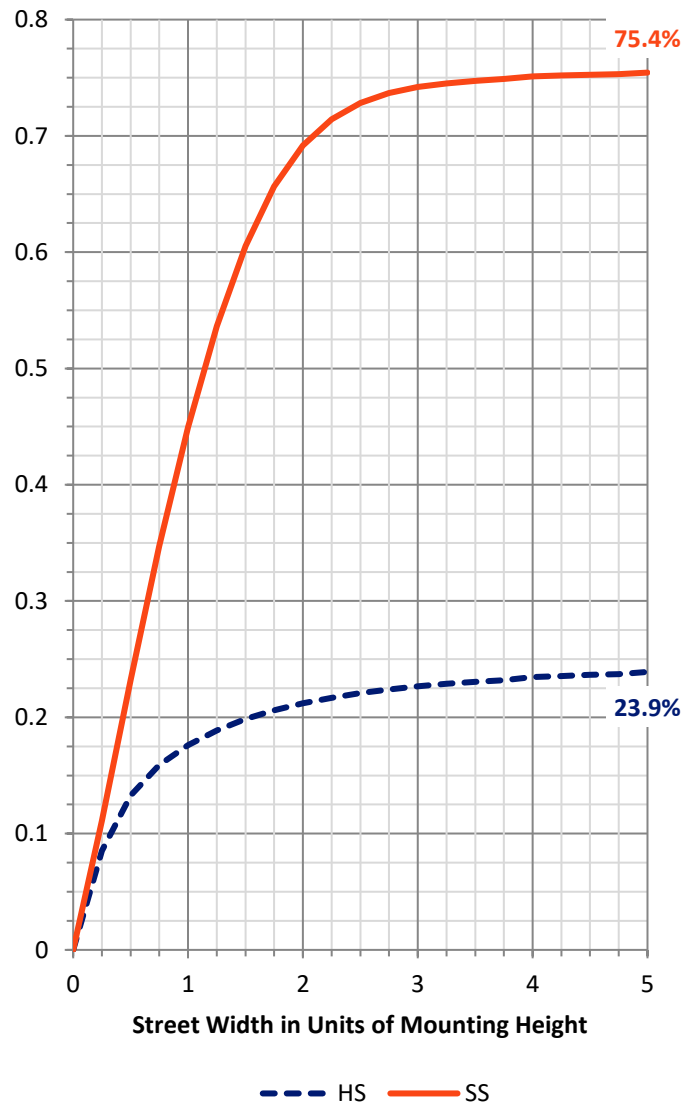
**FLUX DISTRIBUTION:**

		Downward	Upward	Total
<b>House Side</b>	Lumens	3288.6	0.0	3288.6
	% Fixture	24.3	0.0	24.3
<b>Street Side</b>	Lumens	10249.4	0.0	10249.4
	% Fixture	75.7	0.0	75.7
<b>Total</b>	Lumens	13538.0	0.0	13538.0
	% Fixture	100.0	0.0	100.0

**Coefficient of Utilization**

**ZONAL LUMENS:**

Zone	Lumens	% Fixture
0°-10°	176.7	1.3
10°-20°	557.5	4.1
20°-30°	992.5	7.3
30°-40°	1527.1	11.3
40°-50°	2164.7	16.0
50°-60°	3133.4	23.1
60°-70°	3242.7	24.0
70°-80°	1518.6	11.2
80°-90°	224.8	1.7
90°-100°	0.0	0.0
100°-110°	0.0	0.0
110°-120°	0.0	0.0
120°-130°	0.0	0.0
130°-140°	0.0	0.0
140°-150°	0.0	0.0
150°-160°	0.0	0.0
160°-170°	0.0	0.0
170°-180°	0.0	0.0
0°-90°	13538.0	100.0
0°-180°	13538.0	100.0



REPORT NUMBER: P452155

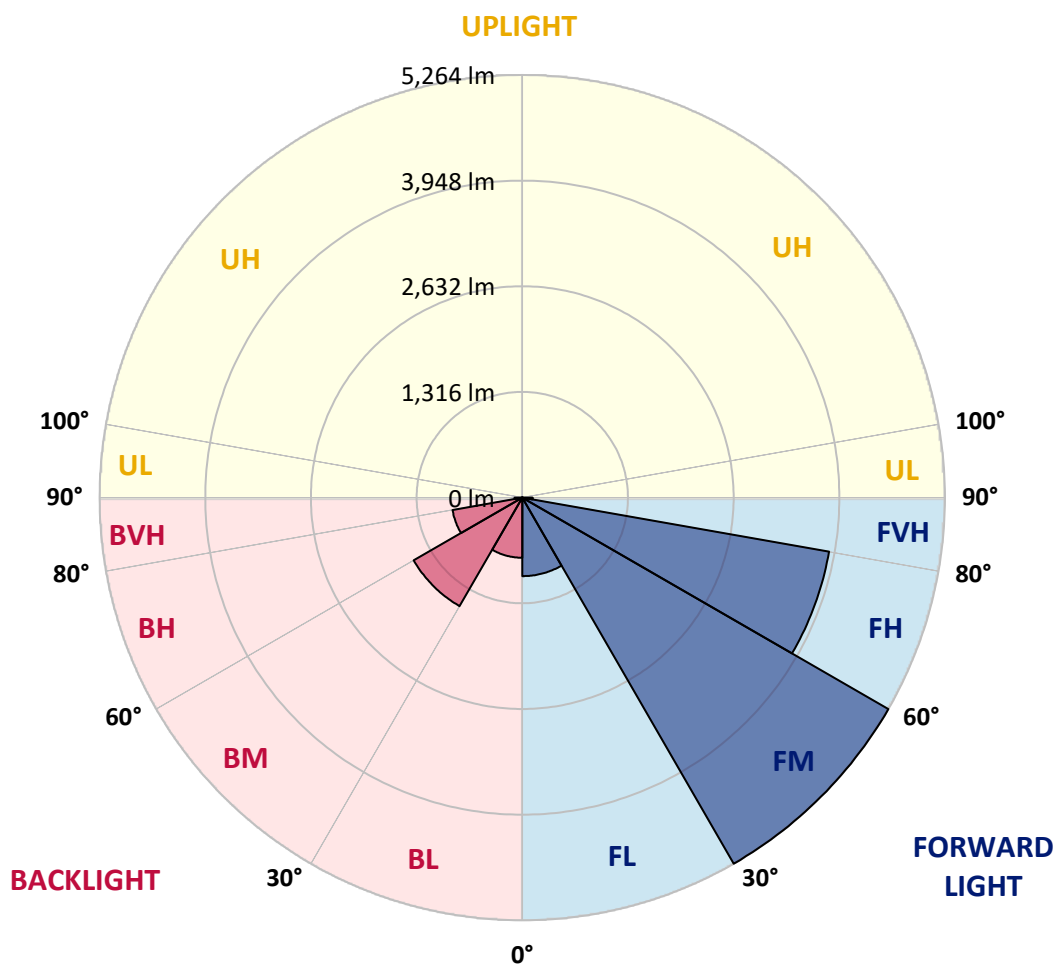
CATALOG NUMBER: GLAN-SA3A-750-U-T3

**LUMINAIRE CLASSIFICATION SYSTEM LUMEN TABLE AND BUG RATING:**

Zone		Lumens	% Fixture	Zone Rating/Lumen Limit		
				B	U	G
FL	(0°-30°)	977.7	7.2			
FM	(30°-60°)	5263.9	38.9			
FH	(60°-80°)	3879.0	28.7			G2/5000
FVH	(80°-90°)	128.7	1.0			G2/225
BL	(0°-30°)	749.0	5.5	B2/1000		
BM	(30°-60°)	1561.2	11.5	B2/2500		
BH	(60°-80°)	882.3	6.5	B2/1000		G2/1000
BVH	(80°-90°)	96.1	0.7			G1/100
UL	(90°-100°)	0.0	0.0		U0/0	
UH	(100°-180°)	0.0	0.0		U0/0	

**BUG Rating: B2-U0-G2**

Type III Short





REPORT NUMBER: P452155

CATALOG NUMBER: GLAN-SA3A-750-U-T3

**CANDELA DISTRIBUTION (FULL):**

	0°	5°	15°	25°	35°	45°	55°	56°	65°	75°	85°
0°	1816.4	1816.4	1816.4	1816.4	1816.4	1816.4	1816.4	1816.4	1816.4	1816.4	1816.4
2.5°	1836.8	1836.0	1838.3	1836.0	1837.5	1832.2	1830.0	1831.5	1829.2	1825.4	1818.7
5°	1859.4	1858.7	1859.4	1856.4	1857.9	1854.9	1849.6	1851.1	1847.3	1839.0	1829.2
7.5°	1897.9	1894.9	1894.9	1894.1	1891.1	1886.6	1882.8	1881.3	1877.5	1867.0	1851.9
10°	1947.7	1947.7	1948.5	1942.4	1946.2	1937.9	1934.1	1933.4	1920.5	1906.9	1885.8
12.5°	2013.3	2017.1	2014.9	2011.8	2010.3	2007.3	1994.5	1997.5	1983.2	1959.8	1934.1
15°	2094.8	2100.9	2097.1	2095.6	2091.8	2080.5	2075.2	2073.0	2054.1	2020.1	1986.2
17.5°	2202.8	2195.2	2192.2	2188.4	2172.6	2164.3	2155.2	2153.7	2137.1	2097.1	2044.3
20°	2297.1	2307.7	2301.6	2297.8	2282.0	2266.1	2259.4	2257.1	2242.8	2199.0	2114.5
22.5°	2409.5	2411.8	2414.1	2405.0	2397.5	2385.4	2373.3	2369.5	2364.3	2319.0	2215.6
25°	2529.5	2538.6	2531.0	2522.0	2512.9	2512.2	2523.5	2522.0	2519.7	2475.9	2349.9
27.5°	2725.0	2733.3	2735.5	2725.7	2691.0	2694.0	2719.7	2728.0	2762.7	2690.3	2522.7
30°	2835.1	2843.4	2862.3	2899.3	2954.4	3002.7	3064.5	3083.4	3116.6	2980.0	2728.0
32.5°	2903.1	2906.1	2940.0	3008.7	3174.0	3354.3	3522.6	3529.4	3550.5	3358.9	2915.9
35°	3010.2	3012.5	3039.6	3115.1	3309.0	3609.4	3869.7	3878.0	3860.7	3476.6	3003.4
37.5°	3142.3	3148.3	3165.7	3228.3	3460.0	3822.9	4013.9	4007.8	3853.9	3570.1	3158.1
40°	3334.7	3334.7	3314.3	3398.8	3619.2	3945.2	4064.4	4053.9	4013.1	3841.1	3393.6
42.5°	3504.5	3501.5	3549.8	3607.1	3818.4	4133.9	4276.5	4293.8	4361.0	4181.4	3661.5
45°	3725.6	3739.2	3766.4	3870.5	4157.2	4456.1	4640.2	4656.8	4751.9	4582.1	3974.6
47.5°	3949.0	3953.5	4038.8	4177.6	4576.8	4893.0	5043.9	5071.1	5157.9	5050.7	4311.9
50°	4107.4	4150.5	4287.0	4505.9	5009.2	5425.8	5543.5	5576.0	5729.1	5560.9	4705.1
52.5°	4275.0	4317.2	4484.0	4817.5	5505.8	5970.6	6115.5	6137.4	6296.6	6077.0	5107.3
55°	4418.4	4457.6	4647.0	5093.7	5901.2	6526.8	6789.4	6763.7	6840.0	6474.7	5417.5
57.5°	4441.7	4473.4	4711.9	5270.3	6198.5	7003.7	7380.3	7395.4	7307.1	6772.0	5673.3
60°	4260.6	4325.5	4599.5	5251.5	6332.1	7335.7	7821.0	7831.5	7581.0	6924.5	5775.2
62.5°	3939.9	3933.1	4264.4	4948.1	6144.9	7411.2	8080.6	8069.2	7688.2	6851.3	5676.3
64°	3496.9	3578.4	3887.8	4575.3	5843.1	7295.0	8107.7	8101.7	7636.8	6698.8	5508.0
65°	3226.8	3222.3	3527.9	4270.4	5542.7	7119.9	8059.4	8051.1	7529.7	6562.3	5377.5
67.5°	2329.5	2340.1	2642.0	3295.5	4505.9	6435.5	7744.8	7713.8	7107.1	6109.5	4880.9
70°	1411.2	1417.2	1654.1	2186.2	3234.3	5202.4	6981.1	6982.6	6460.4	5433.3	4154.2
72.5°	743.3	759.2	854.2	1241.4	1964.3	3650.1	5663.5	5797.8	5546.5	4637.2	3281.9
75°	413.5	415.8	483.0	612.0	1002.1	2042.8	4256.9	4295.3	4391.2	3732.4	2426.9
77.5°	315.4	320.0	341.1	395.4	545.6	947.1	2576.3	2769.5	3094.7	2631.4	1384.7
80°	255.8	260.3	278.5	310.9	363.0	449.0	1196.8	1301.0	1656.4	1168.2	540.3
82.5°	199.2	196.2	219.6	240.7	264.1	265.6	491.3	543.3	674.6	502.6	233.9
85°	147.9	147.9	166.8	162.2	170.5	155.5	216.6	239.2	270.2	213.6	108.7
87.5°	58.9	64.9	109.4	98.1	76.2	61.1	80.0	84.5	93.6	83.8	45.3
90°	0.0	0.0	0.0	0.0	0.0	0.0	0.0	0.0	0.0	0.0	0.0



REPORT NUMBER: P452155  
 CATALOG NUMBER: GLAN-SA3A-750-U-T3

**CANDELA DISTRIBUTION (continued):**

	90°	95°	105°	115°	125°	135°	145°	155°	165°	175°	180°
0°	1816.4	1816.4	1816.4	1816.4	1816.4	1816.4	1816.4	1816.4	1816.4	1816.4	1816.4
2.5°	1819.4	1821.7	1816.4	1812.6	1811.1	1808.8	1806.6	1807.3	1810.4	1813.4	1812.6
5°	1828.5	1829.2	1820.2	1815.6	1812.6	1809.6	1809.6	1811.9	1817.9	1822.4	1822.4
7.5°	1851.1	1851.1	1838.3	1830.0	1825.4	1820.2	1818.7	1819.4	1823.9	1830.0	1830.7
10°	1886.6	1883.6	1867.0	1854.1	1845.8	1833.0	1821.7	1815.6	1817.9	1821.7	1821.7
12.5°	1929.6	1921.3	1900.2	1882.8	1862.4	1838.3	1814.9	1802.8	1802.1	1805.8	1804.3
15°	1975.6	1966.6	1937.1	1905.4	1870.0	1834.5	1806.6	1789.2	1775.6	1771.9	1780.2
17.5°	2029.2	2010.3	1969.6	1925.8	1873.0	1827.0	1783.2	1747.7	1723.6	1716.8	1719.0
20°	2094.1	2069.2	2014.1	1945.4	1870.7	1799.8	1731.9	1684.3	1645.1	1633.0	1634.5
22.5°	2183.9	2140.9	2060.1	1955.2	1851.9	1748.5	1654.1	1592.3	1544.7	1525.9	1537.2
25°	2285.8	2239.0	2103.9	1953.0	1802.8	1666.2	1562.1	1481.3	1438.3	1410.4	1416.4
27.5°	2426.1	2343.1	2150.7	1932.6	1732.6	1565.9	1445.1	1368.9	1329.7	1315.3	1322.1
30°	2605.7	2478.2	2201.3	1877.5	1621.7	1439.1	1327.4	1277.6	1254.2	1236.1	1242.1
32.5°	2735.5	2573.3	2212.6	1784.7	1501.7	1323.6	1247.4	1210.4	1184.8	1167.4	1171.2
35°	2828.3	2654.0	2207.3	1670.7	1376.4	1228.5	1184.0	1153.8	1112.3	1074.6	1067.8
37.5°	2952.9	2755.1	2168.8	1546.2	1252.7	1164.4	1132.7	1076.9	1017.2	966.7	964.4
40°	3143.8	2873.6	2086.5	1399.8	1147.0	1116.9	1078.4	1005.9	941.8	901.0	898.0
42.5°	3340.7	2983.0	1974.9	1245.9	1060.3	1067.0	1020.3	948.6	909.3	882.9	879.9
45°	3581.5	3101.5	1854.1	1112.3	996.1	1020.3	969.7	928.2	904.8	887.4	882.9
47.5°	3841.8	3223.0	1718.3	992.3	941.8	977.2	948.6	929.7	916.9	904.8	899.5
50°	4122.5	3358.9	1590.8	895.7	892.7	932.7	946.3	939.5	932.0	928.2	923.7
52.5°	4430.4	3497.7	1483.6	827.8	849.7	901.0	947.1	952.3	952.3	950.1	947.1
55°	4638.7	3594.3	1374.9	772.7	805.9	875.4	945.5	965.9	973.5	970.5	967.4
57.5°	4792.6	3647.1	1238.3	725.2	769.0	850.5	937.2	967.4	975.0	978.8	977.2
60°	4824.3	3598.1	1059.5	675.4	729.0	814.2	907.1	944.8	954.6	978.0	980.3
62.5°	4681.7	3447.1	881.4	626.3	679.9	759.2	866.3	919.1	938.8	975.0	978.8
64°	4506.6	3278.1	782.5	595.4	648.2	728.2	845.9	912.3	938.0	986.3	989.3
65°	4378.4	3155.1	720.7	575.8	627.9	707.8	834.6	914.6	944.8	1003.7	1008.2
67.5°	3906.0	2731.8	596.2	529.7	579.6	673.1	836.9	933.5	943.3	1010.4	1009.7
70°	3232.1	2174.8	499.6	487.5	532.8	645.2	827.8	903.3	904.0	948.6	938.0
72.5°	2420.1	1607.4	433.2	443.7	480.7	578.8	781.8	862.5	849.7	855.7	845.2
75°	1662.4	1063.3	372.8	396.9	426.4	511.6	716.9	783.3	762.9	755.4	747.8
77.5°	887.4	587.9	310.2	350.9	370.5	442.2	625.6	689.7	668.6	639.2	629.4
80°	359.2	276.9	249.8	290.5	301.9	356.2	520.7	560.7	544.8	493.5	476.9
82.5°	180.4	166.0	196.2	228.7	229.4	254.3	387.1	424.9	389.4	326.8	312.4
85°	94.3	97.3	135.1	160.7	141.9	137.3	232.4	257.3	236.2	205.3	184.9
87.5°	34.0	39.2	70.9	70.2	49.8	26.4	51.3	24.9	13.6	8.3	10.6
90°	0.0	0.0	0.0	0.0	0.0	0.0	0.0	0.0	0.0	0.0	0.0

(END OF REPORT)